



# DOMESTIC GAS THERMOSTATS


REMANUFACTURED REPLACEMENTS FOR WILCOLATOR TYPE C, X, AND TTP




TYPE "C"



TYPE "X"



TYPE "TTP" VERT.



TYPE "TTP" HORZ.

MODEL TYPE	TEMP. RANGE	STOCK NUMBER	ADJ. SCREWS	DIAL ROTATION	OUTLET SIZE	COMMENTS
C	250-550°F	C2100-001	2	RIGHT	1/4" PIPE	
C	250-550°F	C2100-003	2	RIGHT	7/16" TUBE COURSE	
C	250-550°F	C2100-005	2	LEFT	7/16" TUBE FINE	FITS WHIRLPOOL
C	250-550°F	C2100-007	2	RIGHT	7/16" COMP. MALE	
C	250-550°F	C2100-MSL	2	RIGHT		
X	250-550°F	C2200-001	2	LEFT	7/16" TUBE FINE	3/16" PILOT OUTLET, REAR OUTLET DOWN
X	250-550°F	C2200-002	2	LEFT	7/16" TUBE FINE	3/16" PILOT OUTLET, REAR OUTLET LEFT
X	250-550°F	C2200-003	2	LEFT	7/16" TUBE FINE	3/16" PILOT OUTLET, REAR OUTLET RIGHT
XC	250-550°F	C2200-007	1	LEFT	7/16" TUBE FINE	NO PILOT OUTLET, REAR OUTLET RIGHT
XC	250-550°F	C2200-009	1	LEFT	7/16" TUBE FINE	NO PILOT OUTLET, REAR OUTLET DOWN
XDTTO	250-550°F	C2200-010	2	LEFT "D" STEM	7/16" TUBE FINE	3/16" PILOT OUTLET, REAR OUTLET DOWN
XTTO	140-550°F	C2200-013	2	LEFT	7/16" TUBE FINE	3/16" PILOT OUTLET, REAR OUTLET DOWN
XD	250-550°F	C2200-016	2	LEFT "D" STEM	7/16" TUBE FINE	3/16" PILOT OUTLET, REAR OUTLET DOWN
X	250-550°F	C2200-MSL	2	LEFT "D" STEM		
TTP	140-550°F	C2300-001	1	LEFT "D" STEM	3/8" TUBE FINE "REAR"	3/16" PILOT OUTLET
TTP	140-550°F	C2300-002	1	LEFT "D" STEM	7/16" TUBE FINE "REAR"	3/16" PILOT OUTLET
TTP	140-550°F	C2300-MSL	1	LEFT "D" STEM		
TTP	140-550°F	C2350-001	1	LEFT "D" STEM	3/8" TUBE FINE "TOP"	3/16" PILOT ANGLE OUT
TTP	140-550°F	C2350-002	1	LEFT "D" STEM	7/16" TUBE FINE "TOP"	3/16" PILOT ANGLE OUT
TTP	140-550°F	C2350-MSL	2	LEFT "D" STEM		